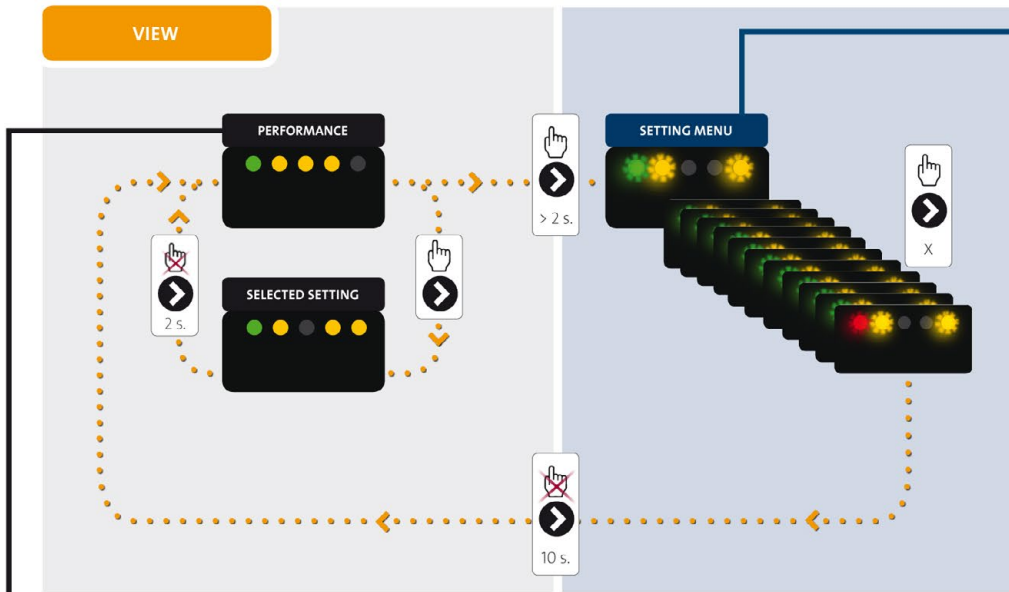


## VIEW



## SELECTION

CONTROL MODE	MODE	UPM3 xx-70	Indicator
PROPORTIONAL PRESSURE		1	
PROPORTIONAL PRESSURE		2	
PROPORTIONAL PRESSURE		3	
PROPORTIONAL PRESSURE		AUTO <sub>ADAPT</sub>	

CONTROL MODE	MODE	UPM3 xx-70	Indicator
CONSTANT PRESSURE		1	
CONSTANT PRESSURE		2	
CONSTANT PRESSURE		3	
CONSTANT PRESSURE		AUTO <sub>ADAPT</sub>	

CONTROL MODE	MODE	UPM3 xx-70	Indicator
CONSTANT CURVE		1	
CONSTANT CURVE		2	
CONSTANT CURVE		3	
CONSTANT CURVE		MAX	

CONTROL MODE	MODE	UPM3 xx-70	Indicator
PWM A PROFILE		4 m	
PWM A PROFILE		5 m	
PWM A PROFILE		6 m	
PWM A PROFILE		7 m	

CONTROL MODE	MODE	UPM3 xx-70	Indicator
PWM C PROFILE		4 m	
PWM C PROFILE		5 m	
PWM C PROFILE		6 m	
PWM C PROFILE		7 m	

## PERFORMANCE VIEW

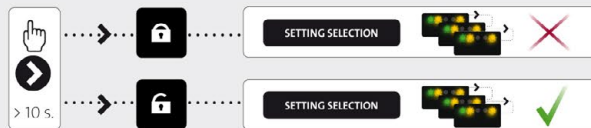
### OPERATION STATUS


	STANDBY* <small>*ONLY PWM CONTROLLED</small>
	0% ≤ P1 ≤ 25%
	25% ≤ P1 ≤ 50%
	50% ≤ P1 ≤ 75%
	75% ≤ P1 ≤ 100%


### ALARM STATUS

	Blocked
	Supply voltage low
	Electrical error

## KEY LOCK





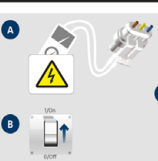























Steel/PPS Max. 1.0 MPa (10 bar) PA 6.6 Max. 0.3 MPa (3 bar)		
DHW Max. 3 mmol/l CaCO <sub>3</sub> (16.8 °dh)		
Min.	2 °C	0 °C
Cast iron/ St. steel - Max.	110 °C	70 °C
PPS/ PA 6.6 - Max	95 °C	70 °C


75 °C	95 °C	110 °C
0.005 MPa 0.05 bar	0.05 MPa 0.5 bar	0.108 MPa 1.08 bar

FAULT	DISPLAY	SOLUTION
 	 	  
 	 	
 	 	
 	 	

Rev.0 - 24/06/19



**INTERNALLY CONTROLLED**

**MAX CURVE**



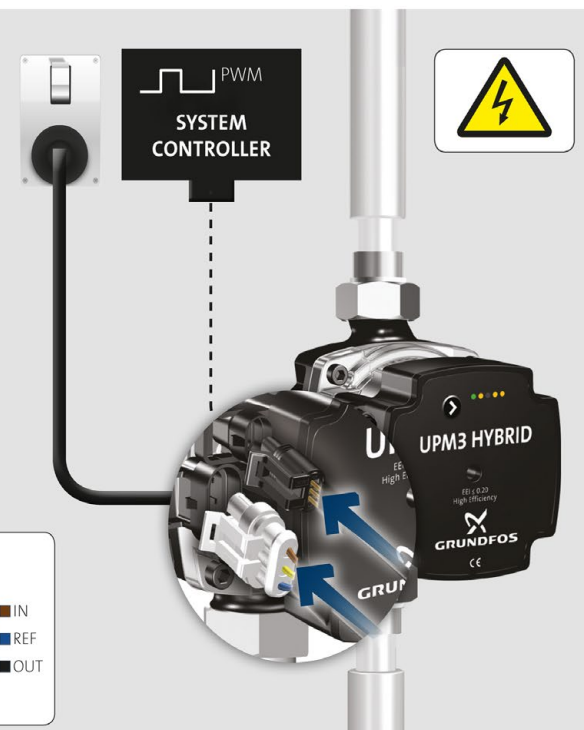
1x 230 V + 10 / -15%  
~50 Hz ⊕

1- Min. 3 mm

**EXTERNALLY CONTROLLED**

**PWM A PROFILE**



1x 230 V + 10 / -15%  
~50 Hz ⊕

1- Min. 3 mm

